

Become an Open Source Contributor

Beth Tucker Long

@e3betht

Who am I?

Beth Tucker Long (@e3betht)

- PHP Developer
- Stay-at-home mom
- User group leader
- Mentor & Apprentice



@e3betht

Audience Participation?

- Completely fine. Ask me questions any time.

Customization

(Please, be honest)

Computer?

OS?

Permissions?

IRC?

Git?

IDE?

Vagrant?

Why?

You Are Not Just Free Labor

Improve your coding skills

Help a Project That's Helped You

Pay it forward

It's Not Just Helping the Project

Improve your hireability

You Don't Have to Take My Word For It

- <https://ma.tt/2016/02/getting-a-job-after-coding-bootcamp/>
- <http://www.portfoliotips.co/your-resume-wont-get-you-hired/>
- <http://www.pcworld.com/article/2096660/hiring-managers-advise-job-seekers-to-contribute-to-opensource-projects.html>
- <http://philipwalton.com/articles/how-to-find-qualified-developers/>

Exercise

Download the Slides

<http://TreelineDesign.com/slides>

Getting Started

Get to Know GitHub

<http://www.GitHub.com>

GitHub.com

- Read about features
- Explore repositories

Exercise

GitHub.com

Create an account on GitHub.com

Git

Install

[http://git-scm.com/
downloads](http://git-scm.com/downloads)

Setup

[https://help.github.com/
articles/set-up-git/](https://help.github.com/articles/set-up-git/)

GUI

[https://
desktop.github.com/](https://desktop.github.com/)

If You Can't Install Git

[https://guides.github.com/
activities/hello-world/](https://guides.github.com/activities/hello-world/)

Exercise

Install Git

Install and set up Git
on your local machine

The Basic OSS Git Process

Find the Repository on GitHub

- Go to: <http://www.github.com>
- Log in
- Search for a repository

Search Tip



| Search GitHub



This repository | Search

Exercise

Find This Tutorial's Repo

Find the repository I
made for this tutorial.

Find This Tutorial's Repo

Find the repository I
made for this tutorial.

Repo: oss-talk

Owner: e3betht

Start with Repository Guidelines

README.md

CONTRIBUTE.md

Cloning the Repository



Clone the Repository

On the commandline:

```
$ git clone git@github.com:e3betht/oss-talk.git
```

Fork the Repository



Forking the Repository

e3betht/oss-talk

<your name>/oss-talk

forked from e3betht/oss-talk

Set Your Remotes

View current remotes:

```
$ git remote -v
```

Default Remotes

View current remotes:

```
origin  git@github.com:e3betht/oss-talk.git (fetch)
origin  git@github.com:e3betht/oss-talk.git (push)
```

Rename Your Remotes

```
$ git remote rename origin <new name>
```

Add a New Remote

```
$ git remote add <new name> <your  
forked repo URL>
```

Updated Remotes

New current remotes:

```
oss-origin  git@github.com:e3betht/oss-talk.git (fetch)
oss-origin  git@github.com:e3betht/oss-talk.git (push)
oss-fork    git@github.com:name/oss-talk.git (fetch)
oss-fork    git@github.com:name/oss-talk.git (push)
```

Exercise

Prepare the oss-talk Repo

Clone and fork the oss-talk repo.

Set up the proper remotes.

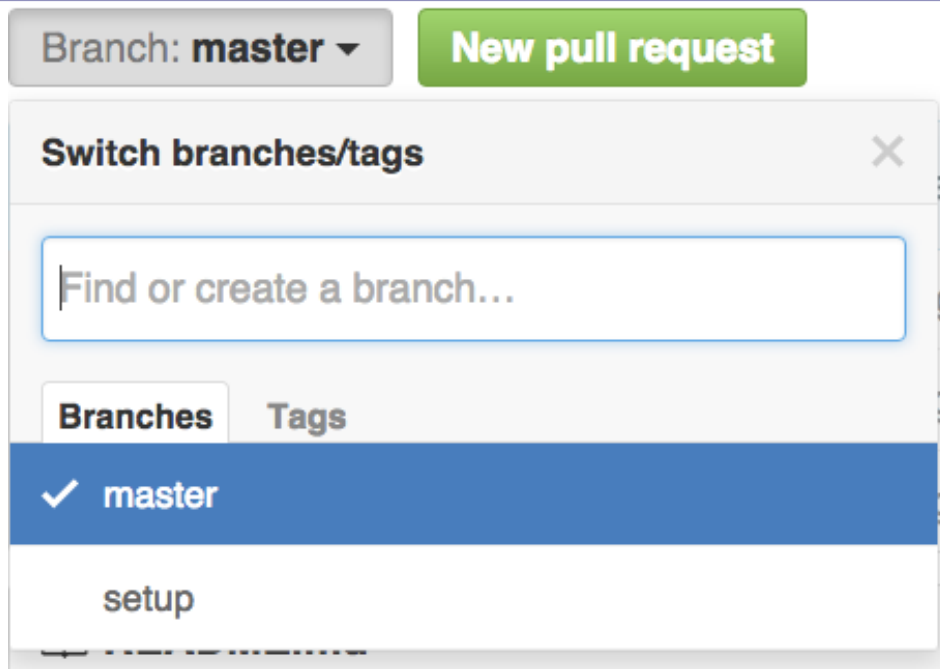
Quick Update

```
$ git remote update
```

Create Your Branch

```
$ git checkout -b <name> origin/master
```

Finding Branches



Create Your Branch

```
$ git checkout -b <name> origin/test
```

Check the Status

```
$ git status
```

```
On branch setup
```

```
Your branch is up-to-date with 'origin/master'.
```

```
nothing to commit, working directory clean
```

After Changes

On branch setup

Your branch is up-to-date with 'origin/setup'.

Changes not staged for commit:

(use "git add <file>..." to update what will be committed)

(use "git checkout -- <file>..." to discard changes in working directory)

modified: code/third.php

Exercise

Add Your File

Create a branch titled:
add-student-*<you>*

Create a PHP Hello World script in the
Students directory and name it:
<you>.php

Add Files

```
$ git add <file>
```

Commit Files

```
$ git commit -m "<message>"
```

Double-check for Changes

```
$ git remote update
```

```
$ git rebase <origin>/<branch>
```

Push Your Changes

```
$ git push -u <your remote> <your branch>
```

Problem?

```
$ git push -f -u <your remote> <your branch>
```

Exercise

Commit Your File

Commit your Hello World file with
a nice commit message.

Pull Request

🔗 **setup** (less than a minute ago)

 **Compare & pull request**

Branch: **master** ▾

New pull request

New file

Find file

SSH ▾

git@github.com:e3betht/oss-1



Download ZIP

Open a pull request

Create a new pull request by comparing changes across two branches. If you need to, you can also [compare across forks](#).



base: **master** ▾

...

compare: **setup** ▾

✓ **Able to merge.** These branches can be automatically merged.

Please review the [guidelines for contributing](#) to this repository.



Setup

Write

Preview

AA ▾ B i





Leave a comment

Attach files by dragging & dropping, [selecting them](#), or pasting from the clipboard.


M Styling with Markdown is supported

Create pull request

-  e3betht Adding another file with errors to be fixed
-  e3betht Adjusting email address

Showing 1 **changed file** with 10 additions and 0 deletions.

Show notes [View](#) 

10  code/third.php

@@ -0,0 +1,10 @@

+<?

+

+class validateData {

+

+ function checkemailaddress (\$email) {

+ if(\$email == "test@example.com") {

+ return TRUE;

+ }

+ }

+} 



This branch has no conflicts with the base branch

Merging can be performed automatically.

 **Merge pull request**

You can also [open this in GitHub Desktop](#) or view [command line instructions](#).



Write

Preview

AA ▾ B i “ <> 🔗 ☰ ☰ ☑ @ ★

Leave a comment

Attach files by dragging & dropping, [selecting them](#), or pasting from the clipboard.

 Styling with Markdown is supported

Close pull request

Comment

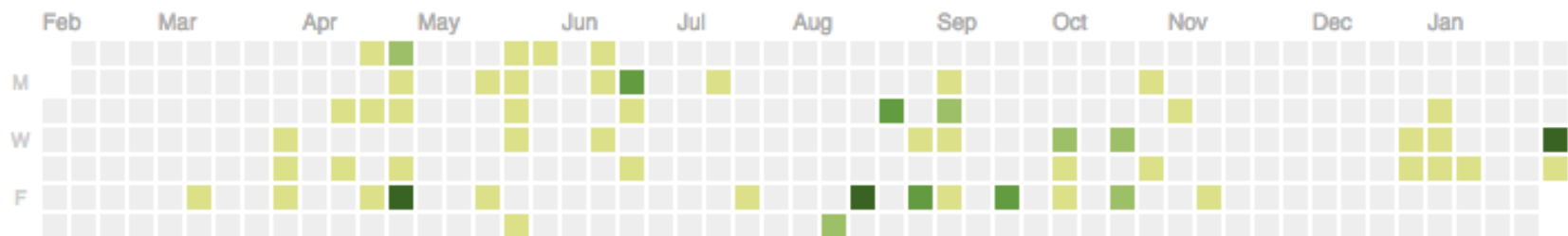
Exercise

Issue a Pull Request (PR)

Issue a PR for your Hello World file with a nice title and message.

Success!!!

Contributions



Summary of pull requests, issues opened, and commits. [Learn how we count contributions.](#)

Less More

Contributions in the last year

278 total

Feb 3, 2015 – Feb 3, 2016

Longest streak

4 days

May 24 – May 27

Current streak

2 days

February 3 – February 4

Contribution activity

Period: **1 week** ▾

🔗 **12** commits

Pushed 12 commits to e3beth/oss-talk Feb 3 – Feb 4

@e3beth

PR History

 4 Pull Requests

Merged

#10 **Setup** Feb 3
e3betht/oss-talk

Merged

#9 **Making the closing brace issue easier to explain and fix.** Feb 3
e3betht/oss-talk

Merged

#4 **Another error riddled file** Feb 3
e3betht/oss-talk

Merged

#1 **Setup** Feb 3
e3betht/oss-talk


I Want to Do More!


- README.md or CONTRIBUTE.md
- Project website
- GitHub Issues

GitHub Issues

 e3betht / oss-talk

 Code

 Issues **6**

 Pull requests **0**


 Wiki


 Pulse


 Graphs


GitHub Issues

Filters ▾ Labels Milestones

 6 Open ✓ 0 Closed

 **Closing brace on wrong line in second.php**
#8 opened 3 hours ago by e3betht

 **Constant capitalized in second.php**
#7 opened 3 hours ago by e3betht

 **Spaces in condition parenthesis in second.php**
#6 opened 3 hours ago by e3betht

Exercise

Fix an Issue

Find your issue, and fix it.

Finding a Project

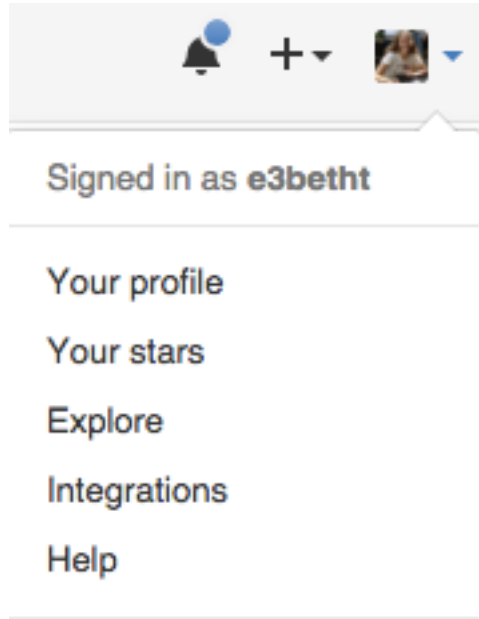
Finding a Project

Start with what you know

Finding a Project


Or what you want to
know

Browse GitHub



- Stars
- Trending
- Showcases

Search

 Search more than **100M** issues

ProTip! For an [advanced search](#), use some of our [prefixes](#).

Advanced Search

Advanced options

From these owners

github, joyent

In these repositories

twbs/bootstrap, rails/rails

Created on the dates

>YYYY-MM-DD, YYYY-MM-DD

Written in this language

Any Language



Advanced Search Gotcha

language:PHP stars:<50 forks:>120 state:open language:PHP stars:>5000 forks:<10 state:open

Search

Exercise

What a Star!

Find the PHP
project with the most stars.

Getting Help

Getting Help

- README.md or CONTRIBUTE.md
- Forums or Stack Overflow
- Issue or PR Comments
- <http://www.php-mentoring.org>
- and...

IRC

Installing IRC

- mIRC (<http://www.mirc.com/> - Windows)
- Pidgin (<https://www.pidgin.im/> - Windows, Linux)
- Adium (<https://adium.im/> - OS X)
- Textual (<https://www.codeux.com/textual/> - OS X)
- HexChat (<http://hexchat.github.io/> - Windows, OS X, Unix systems)

Etiquette

Etiquette

Running an open source project is tough work.

Etiquette

Be polite and respectful.

Etiquette

Follow the guidelines carefully.

Etiquette

Ask if you are unsure.

Etiquette

Be patient.

Etiquette

Be prepared.

Etiquette

Don't take it personally.

Etiquette

Be compassionate.

Etiquette

Say thank you.

Find Me

- Twitter: e3betht
- Madison PHP User Group (Meetup)
<http://www.madisonphp.com>
- Slides Available on:
<http://www.TreelineDesign.com/slides>

Feedback

<https://joind.in/talk/7ccee>

E-mail:

Beth@TreelineDesign.com

@e3betht

Final Exercise

Projects are Waiting

<https://github.com/php-ug/>

and

<https://github.com/joindin/>