

Theming WordPress

Beth Tucker Long

Who am I?

Beth Tucker Long (@e3betht)

- PHP Developer
- Stay-at-home mom
- User group leader
- Mentor & Apprentice



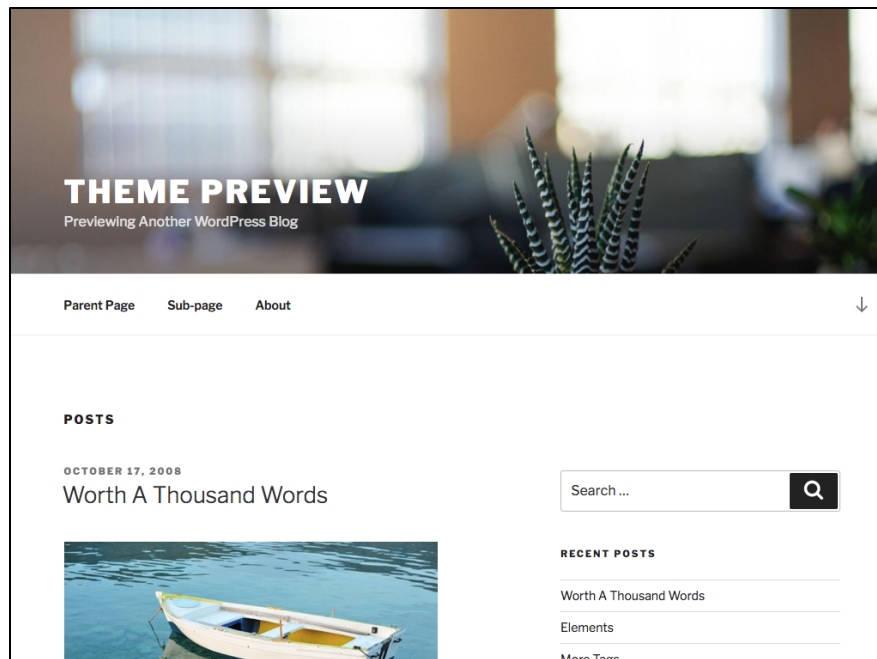
@e3betht

Audience Participation?

- Completely fine. Ask me questions any time.

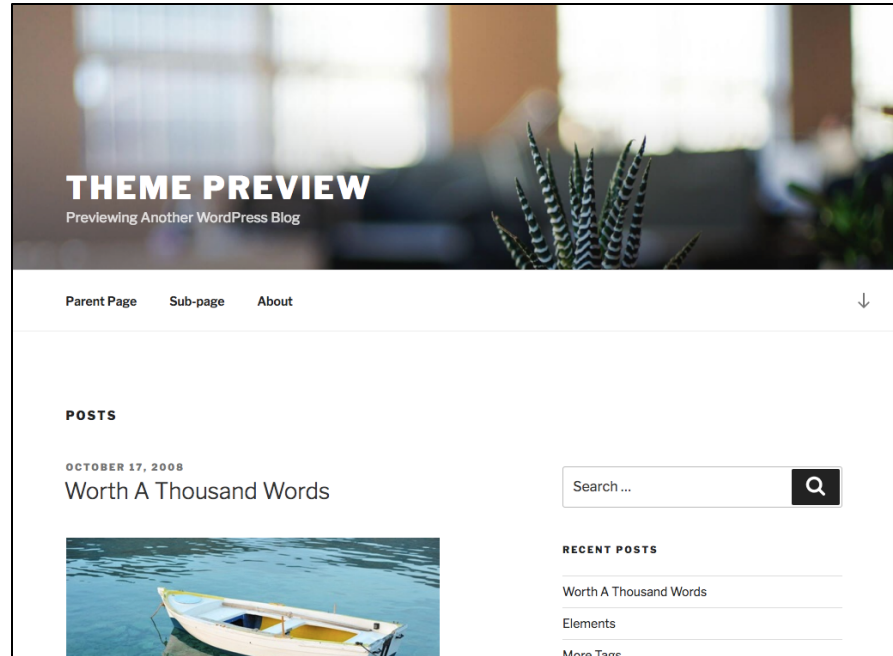
Why?

Once upon a time...

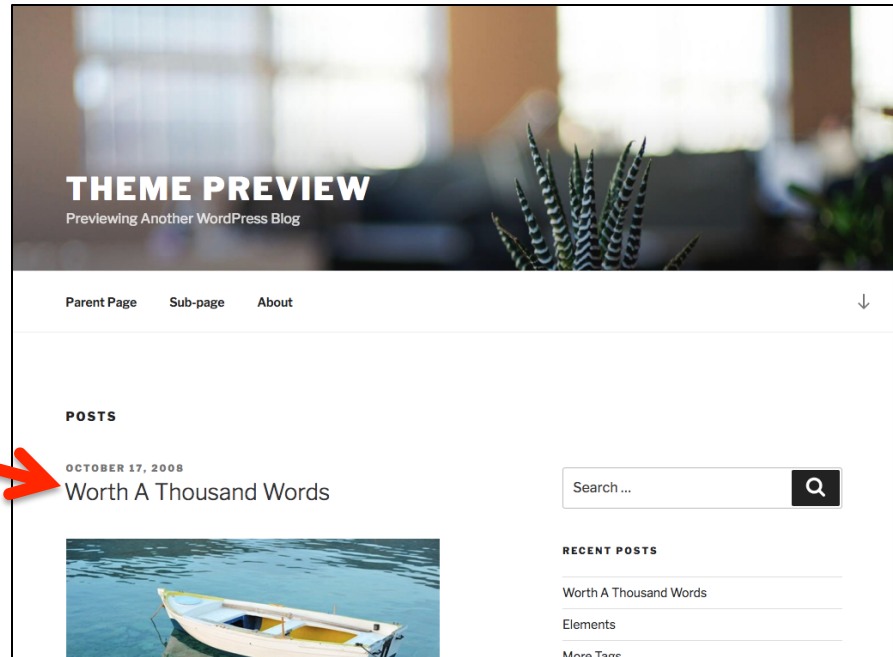


Once upon a time...

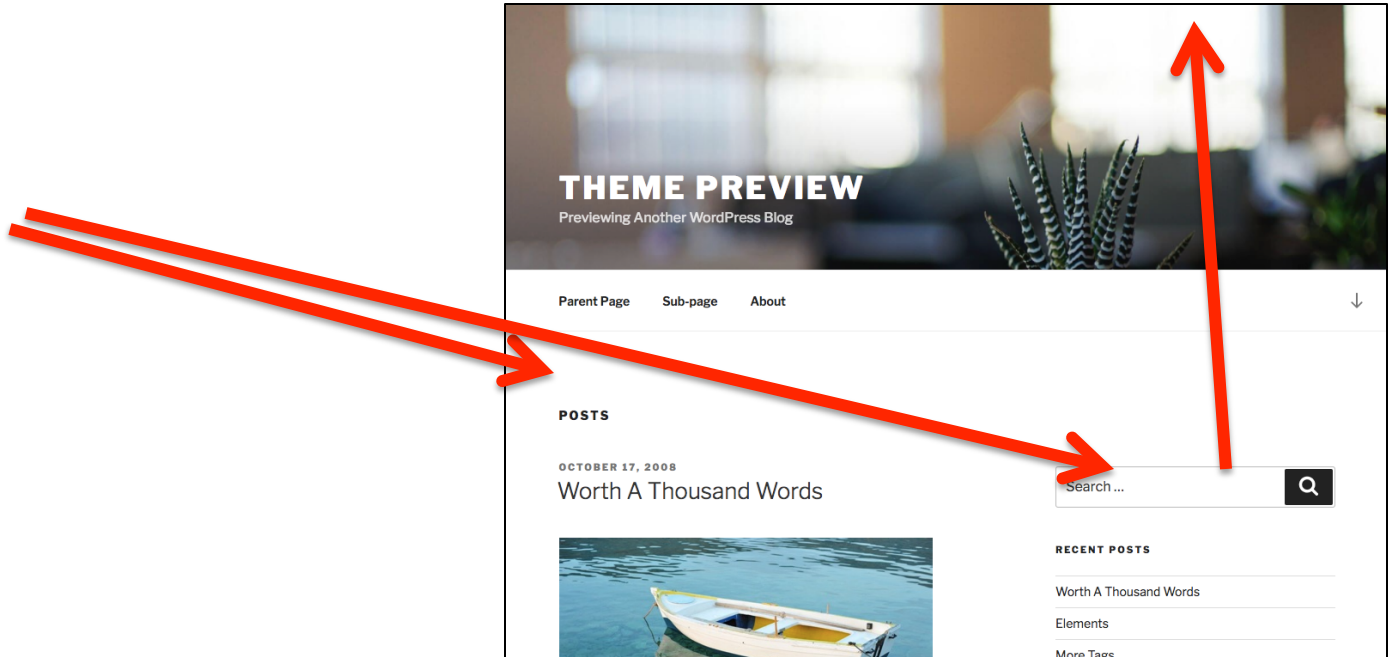
It's Perfect!



Then one day...



Then one day...



27 "quick" changes later...

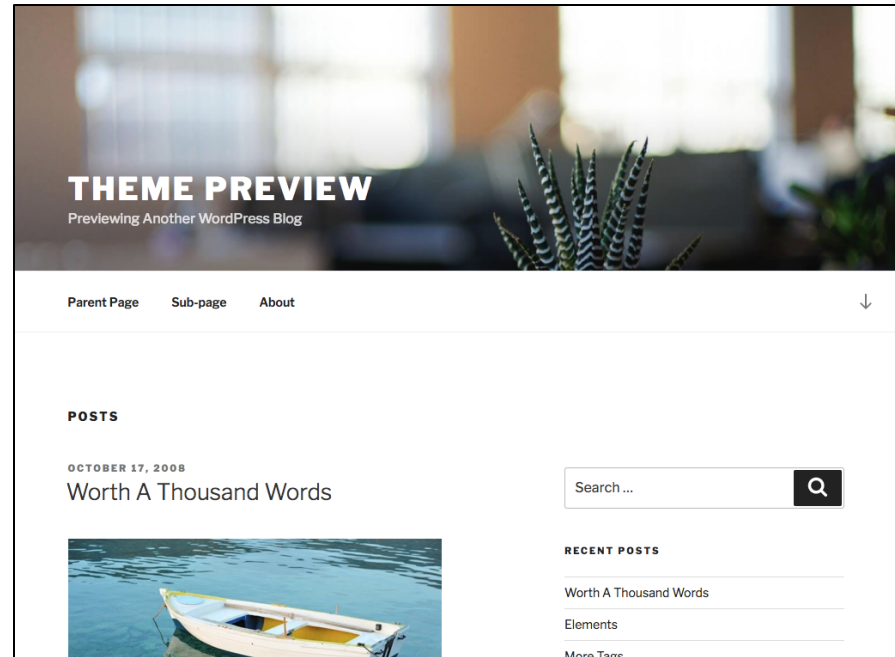
It's Perfect!

The screenshot shows a WordPress theme preview for 'Worth A Thousand Words'. The header features a search bar and a navigation menu with 'Parent Page', 'Sub-page', and 'About' links. The main content area displays a post titled 'Worth A Thousand Words' dated October 17, 2008, with a featured image of a small boat on water. The right sidebar includes sections for 'RECENT POSTS' (listing 'Worth A Thousand Words', 'Elements', and 'More Tags'), 'RECENT COMMENTS' (listing comments from Joseph Scott and A WordPress Commenter), and 'ARCHIVES' (listing 'October 2008', 'September 2008', and 'June 2008').

We need this security patch applied...

The image shows a preview of a WordPress theme. At the top, there's a search bar with the text "Search..." and a magnifying glass icon. Below it, the text "THEME PREVIEW" is displayed in large, bold letters, followed by "Previewing Another WordPress Blog". To the right, a "RECENT POSTS" section lists "Worth A Thousand Words", "Elements", and "More Tags". A green navigation bar contains "Parent Page", "Sub-page", and "About" links, with a dropdown arrow on the right. The main content area features a "POSTS" section with a date "OCTOBER 17, 2008" and the title "Worth A Thousand Words" in purple. Below the title is an image of a small white boat on blue water. To the right of the main content, there's a "RECENT COMMENTS" section with three entries: "Joseph Scott on Hello world!", "Joseph Scott on HTML", and "A WordPress Commenter on Hello world!". Below that is an "ARCHIVES" section with three entries: "October 2008", "September 2008", and "June 2008".

Hey! What happened?



The screenshot shows a WordPress theme preview page. At the top, there is a large banner image of a succulent plant in a blurred indoor setting. Overlaid on the banner is the text "THEME PREVIEW" in a large, bold, white font, with "Previewing Another WordPress Blog" in a smaller font below it. Below the banner is a navigation menu with three items: "Parent Page", "Sub-page", and "About", followed by a downward-pointing arrow icon. The main content area is titled "POSTS" and features a post from "OCTOBER 17, 2008" with the title "Worth A Thousand Words". Below the title is a thumbnail image of a small white boat on a body of water. To the right of the post is a search bar with the placeholder text "Search..." and a magnifying glass icon. Below the search bar is a "RECENT POSTS" section with three entries: "Worth A Thousand Words", "Elements", and "More Tags".

Other Benefits

- Don't have to code everything from scratch
- Someone else is also building new features
- Another set of eyes on security
- Help with meeting accessibility and mobile guidelines

Other Benefits

- Page templates
- Post types and taxonomies
- Menus, sidebars, and widgets
- Shortcodes
- Different image sizes

Getting Started

Find a Parent Theme

The screenshot shows the WordPress.org Theme Directory interface. At the top, there's a navigation bar with the WordPress logo and 'WORDPRESS.ORG' text. Below it, there are links for 'Showcase', 'Themes', 'Plugins', 'Mobile', 'Support', 'Get Involved', 'About', 'Blog', and 'Hosting'. A search bar is on the right with the text 'Search WordPress.org'. A blue button labeled 'Download WordPress' is also present. The main heading is 'Theme Directory'. Below that, there are links for 'Commercial Themes' and 'Upload Your Theme'. A navigation bar includes a link to 'Return to Themes List' and navigation arrows. The main content area displays the theme 'One Page X' by 'gouravwptech'. It features a preview image of the theme's homepage with the text 'ONE PAGE X' and 'KNOW MORE'. To the right of the preview, there are 'Preview' and 'Download' buttons. Below these buttons, a light blue box contains the text 'This is a child theme of [Online Lite](#)'. Further down, there are details: 'Version: 1.0.1', 'Last updated: October 24, 2017', 'Active Installs: 900+', and a link to the 'Theme Homepage'.

This is a child theme
of...



If you already have a theme...

Make sure to start with a clean copy of the latest version.

Create a child theme directory

`wp-content/themes/child-theme-name`

style.css

How it works

- Your stylesheet is loaded last
- Overwrites any styles with the same name in the parent stylesheet

Create style.css

```
/*  
Theme Name: My Theme Child  
Theme URI: http://example.com/my-theme-child/  
Description: My Theme Child Theme  
Author: Your Name  
Author URI: http://example.com  
Template: myTheme  
Version: 1.0.0  
License: GNU General Public License v2 or later  
License URI: http://www.gnu.org/licenses/gpl-2.0.html  
Tags: two-columns, right-sidebar, responsive-layout, accessibility-ready  
Text Domain: myTheme-child  
*/
```

Create style.css

```
Theme Name: My Theme Child  
Theme URI: http://example.com/my-theme-child/  
Description: My Theme Child Theme  
Author: Your Name  
Author URI: http://example.com
```

Create style.css

```
Template: myTheme
```

This must match the directory name of the parent theme you are using.

Create style.css

```
Version: 1.0.0
```

```
License: GNU General Public License v2 or later
```

```
License URI: http://www.gnu.org/licenses/  
gpl-2.0.html
```

Create style.css

```
Tags: two-columns, right-sidebar, responsive-layout,  
accessibility-ready
```

List of approved tags:

<https://make.wordpress.org/themes/handbook/review/required/theme-tags/>

Create style.css

```
Text Domain: myTheme-child
```

functions.php

How it works

- Your file is loaded in addition to the parent functions file and is loaded first
- Make sure your functions have unique names or they will be overwritten

Create functions.php

```
<?php

function my_theme_enqueue_styles() {

    $parent_style = 'parent-style';

    wp_enqueue_style( $parent_style, get_template_directory_uri() . '/style.css' );
    wp_enqueue_style( 'child-style', get_stylesheet_directory_uri() . '/style.css', array( $parent_style ),
        wp_get_theme()->get('Version'), $media = 'all' );
}

add_action( 'wp_enqueue_scripts', 'my_theme_enqueue_styles' );

?>
```

functions.php

```
function my_theme_enqueue_styles() {
```

functions.php

```
$parent_style = 'parent-style';
```

functions.php

```
wp_enqueue_style( $parent_style, get_template_directory_uri() . '/style.css' );
```

functions.php

```
wp_enqueue_style( 'child-style',  
    get_stylesheet_directory_uri() . '/style.css',  
    array( $parent_style ),  
    wp_get_theme()->get('Version'),  
    $media = 'all'  
);
```


functions.php

```
wp_enqueue_style( 'child-style',  
    get_stylesheet_directory_uri() . '/style.css',  
→ array( $parent_style ),  
    wp_get_theme()->get('Version'),  
    $media = 'all'  
);
```

functions.php

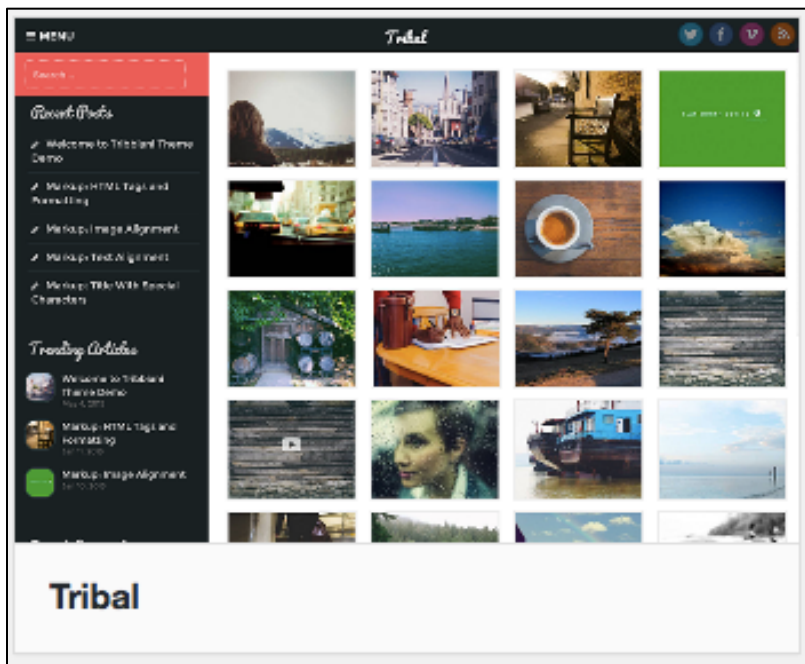
```
wp_enqueue_style( 'child-style',  
    get_stylesheet_directory_uri() . '/style.css',  
    array( $parent_style ),  
→ wp_get_theme()->get('Version'),  
    $media = 'all'  
);
```

functions.php

```
wp_enqueue_style( 'child-style',  
    get_stylesheet_directory_uri() . '/style.css',  
    array( $parent_style ),  
    wp_get_theme()->get('Version'),  
    $media = 'all'  
    );
```

That's it!

Activate!



Add a Preview Image

`/wp-content/themes/child-theme/screenshot.png`

After Activating

Making Changes

Style changes:

`/wp-content/themes/child-theme/style.css`

Functionality changes:

`/wp-content/themes/child-theme/functions.php`

Making Changes

Template changes:

`/wp-content/themes/child-theme/templateName.php`

New templates:

`/wp-content/themes/child-theme/newName.php`

Custom template

```
<?php
/*
Template Name: Special Pages
*/
?>
```

Path for Files

```
get_stylesheet_directory()
```

```
get_template_directory()
```

Adding JavaScript

- Place in a separate file
- Enqueue the file

Adding JavaScript

```
wp_enqueue_script(  
    'scriptName',  
    get_template_directory_uri() . '/js/script.js',  
    array ( 'jquery' ),  
    1.1,  
    true  
);
```

Before Including a Library...

Check to make sure it isn't already included:

<https://developer.wordpress.org/themes/basics/including-css-javascript/#default-scripts-included-and-registered-by-wordpress>

Removing Scripts/Styles

```
wp_deregister_script()
```

```
wp_deregister_style()
```

```
wp_dequeue_script()
```

```
wp_dequeue_style()
```

Upgrading the Parent

1. Back up parent and child themes
2. Compare the upgrade notes to your documentation
3. Run a diff on the old versus new parent theme template files for any that are in the child theme

Additional Tips

- Document everything really well
- Give everything consistent, but unique names
- Do not use `@import`
<https://konstantin.blog/2014/child-themes-import/>

Starter Themes

- Foundation Press
<https://foundationpress.olefredrik.com/>
- Divi
<https://www.elegantthemes.com/gallery/divi/>

Automating Child Themes

- Childify Me
<https://wordpress.org/plugins/childify-me/>
- Child Theme Creator by Orbisius
<https://wordpress.org/plugins/orbisius-child-theme-creator/>
- Child Theme Configurator
<http://www.childthemeconfigurator.com/>

Outdated Helpful Plugins

- One Click Child Theme

<https://wordpress.org/plugins/one-click-child-theme/>

- Child Theme Check

<https://wordpress.org/plugins/child-theme-check/>

Child of a Child Theme?

Grandchild Plugin

- Find a unique name for your plugin
- Create a dir for your grandchild theme in:
`/wp-content/plugins/`
- Create a PHP file and a CSS file named for your unique name

Grandchild Plugin

```
Plugin Name: My Cool Grandchild Theme Plugin
Plugin URI: https://example.com/my-plugin
Description: Grandchild theme of My Child Theme
Version: 1
Author: Author's Name
Author URI: https://example.com/
License: GPL2
License URI: https://www.gnu.org/licenses/gpl-2.0.html
Text Domain: grandchild27
Domain Path: /text-domain-path
```

Grandchild Plugin

```
function myGrandChildName_add_styles() {
    wp_register_style( 'myGrandChildName_add_styles-style',
        plugins_url( 'myGrandChildName_styles.css',
            __FILE__ ), array(), '1.0' );

    wp_enqueue_style( 'myGrandChildName_add_styles-style' );
}

add_action( 'wp_print_styles', 'myGrandChildName_add_styles' );
```


Grandchild Templates

- Create a dir for your templates in your plugin dir
- Copy over the templates you want to change

Grandchild Plugin

```
function myGrandChildName_template_include( $template ) {  
  
    if ( file_exists( untrailingslashit( plugin_dir_path( __FILE__ ) ) . '/  
templates/' . basename( $template ) ) ) )  
        $template = untrailingslashit( plugin_dir_path( __FILE__ ) ) . '/  
templates/' . basename( $template );  
  
    return $template;  
}  
add_filter( 'template_include', 'myGrandChildName_template_include' );
```

Resources

- https://codex.wordpress.org/Theme_Development
- <http://themeshaper.com/modify-wordpress-themes/>
- <http://wpsites.net/wordpress-themes/how-to-make-your-own-child-theme-for-wordpress-beginners-guide/> (screencasts)
- <https://code.tutsplus.com/articles/how-to-modify-the-parent-theme-behavior-within-the-child-theme--wp-31006>
- <https://www.hongkiat.com/blog/accessibility-ready-wordpress-themes/>
- <https://docs.apptthemes.com/tutorials/creating-grandchild-themes/>
- <https://www.wp-code.com/wordpress-snippets/wordpress-grandchildren-themes/>
- <https://wordpress.tv/2016/02/18/bobbie-wilson-grandchild-themes-for-framework-child-themes/>

Find Me

- Twitter: e3betht
- Madison PHP User Group (Meetup)
<http://www.madisonphp.com>
- Slides Available on:
<http://www.TreelineDesign.com/slides>

Feedback

<https://joind.in/talk/56e3b>

E-mail:

Beth@TreelineDesign.com

@e3betht